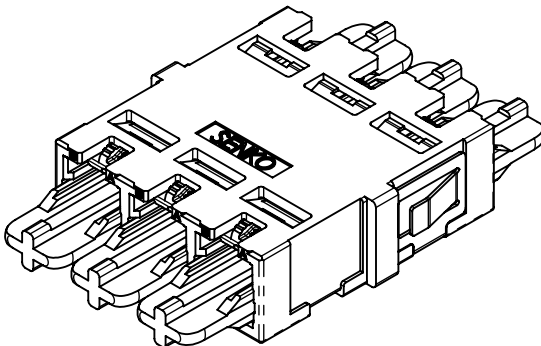
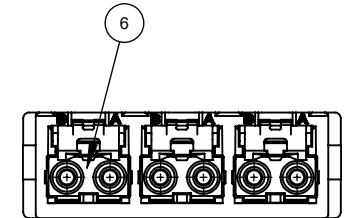
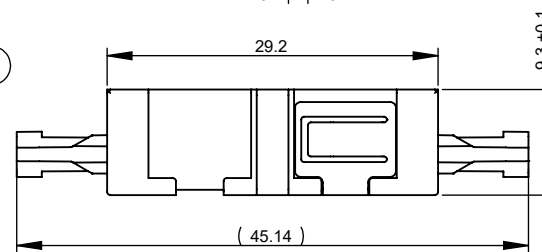
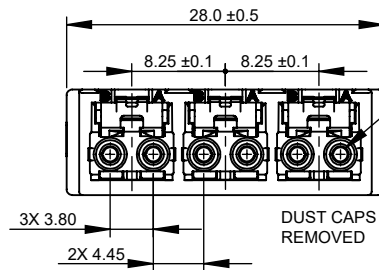
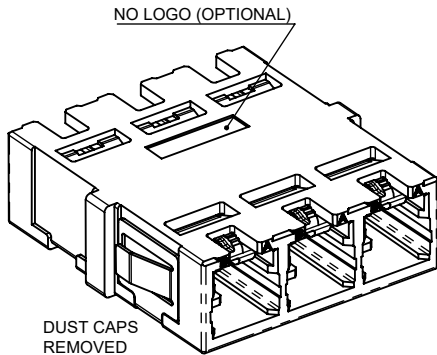
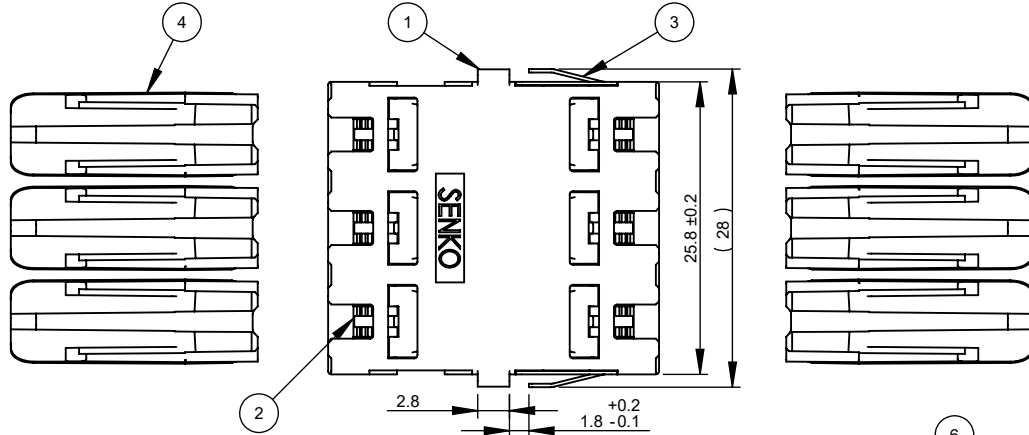
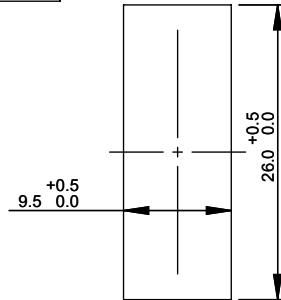


NOTES:
1. ALL MATERIALS ARE COMPLIANT TO RoHS, REACH SVHC AND UL 94 V-0.

COLOR OPTION TABLE	
SENKO PN	COLOR
683-21	BLUE
683-22	BLACK
683-23	GREEN
683-25	LIME GREEN (OM5)
683-27	HEATHER VIOLET (OM4)
683-28	BEIGE
683-29	AQUA (OM3)

MOUNTING HOLE DIMENSIONS
QUAD LC FOOT PRINT (REFERENCE ONLY)
PANEL THICKNESS 1.7mm MAX.

LOGO OPTION TABLE	
SENKO PN	OPTIONS
683-2X	"SENKO" LOGO
683-2X-NL	NO LOGO



CONFIDENTIAL

Category

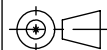
C

Information on this document is proprietary and may not be used, copied, reproduced, or disclosed without the written consent of SENKO Advanced Components, Inc.

UNLESS OTHERWISE SPECIFIED:
DEBURRS ALL SHARP EDGES.
DIMENSIONS ARE AFTER FINISH.

All Dimensions are in mm

TOLERANCES: X. = ±
X. = ±0.2
XX = ±0.10
XXX = ±
= ±3°



ITEM NO.	DESCRIPTION	QTY.
1	CS TRIPE CHANNEL (6F) ADAPTER HOUSING, QUAD LC FOOTPRINT, NO FLANGE. PBT	1
2	CS 2-FIBER INTERFACE ADAPTER HOOK, BLACK, THERMOPLASTICS	6
3	PN# SC-CLIP-02-01. SC DX/ LC QUAD/ CS 6-FIBER INTERFACE ADAPTER MOUNT PLATE, MATERIAL: SUS	1
4	CS (2-FIBER) ADAPTER DUST CAP, WHITE, PP	6
5	1.25mm FERRULE ALIGNMENT SLEEVE, ZIRCONIA	6
6	CS (2-F) ADAPTER INTERFACE SLEEVE HOLDER, THERMOPLASTICS	3

Drawn By: ENG. DEPT.

Checked By: Kimman Wong

Material: SEE ABOVE BOM

Scale: Free



SENKO
Advanced Components

Part Number: 683-2X

Description: CS TRIPE CHANNEL (6-FIBER) ADAPTER ASSEMBLY, QUAD LC FOOTPRINT, WITHOUT FLANGE

DWG# C-ENH18-353

Rev. C

Sheet 1