

NOTES:  
1. ALL MATERIALS ARE COMPLIANT TO RoHS, REACH SVHC AND UL 94 V-0.

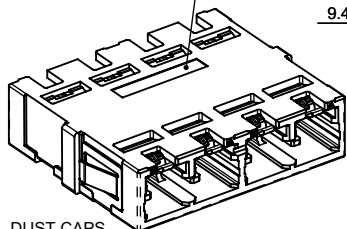
REVISIONS			
ZONE	REV.	DESCRIPTION	DATE
	1-2	DATE 2/23/2018 REISSUED WITH AMENDMENT TO ITEM NAME]	2/20/2018 ~ 3/20/2018
	B	HOOKS MODIFIED (PCN190613001): ADAPTER HOUSING OUTLOOK REVISED; DUST CAP CHANGED (11/26/2019 REISSUED WITH MATERIAL INFORMATION IN BOM)	6/14/2019
7A, 8E	C	HOOK IN HARDER MATERIAL, AND NEW COLOR. INTERNAL REF. #PCN191031001 (DATE 12/19/2019 REISSUE, TYPING ERROR CORRECTION) (DATE 1/23/2020 REISSUE, BOM CORRECTION: MISSING ITEM ADDED) (DATE 2/20/2020 REISSUE AFTER PCN CORRECTION)	11/26/2019

COLOR OPTION TABLE	
SENKO PN	COLOR
684-21	BLUE
684-22	BLACK
684-23	GREEN
684-25	LIME (OM5)
684-27	HEATHER VIOLET (OM4)
684-28	BEIGE
684-29	AQUA (OM3)

MOUNTING HOLE DIMENSIONS  
(REFERENCE ONLY)  
PANEL THICKNESS 1.7mm MAX.

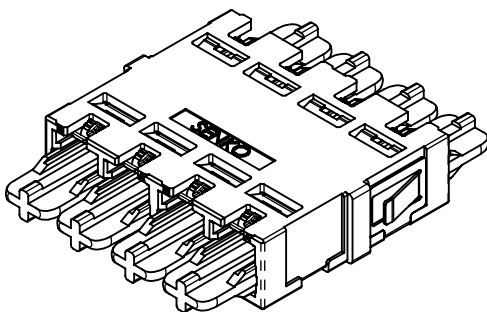
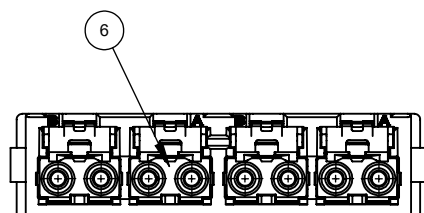
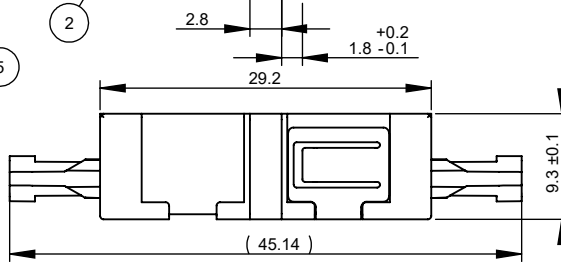
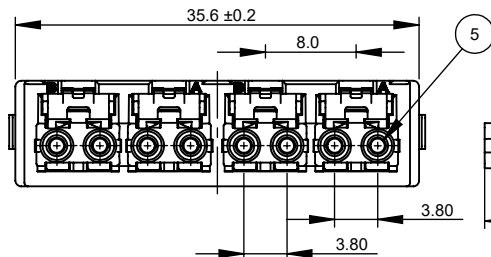
LOGO OPTION TABLE	
SENKO PN	OPTIONS
684-2X	"SENKO" LOGO
684-2X-NL	NO LOGO

NO LOGO (OPTIONAL)



DUST CAPS  
REMOVED

DUST CAPS  
REMOVED



**CONFIDENTIAL**

Category

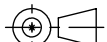
**C**

Information on this document is proprietary and may not be used, copied, reproduced, or disclosed without the written consent of SENKO Advanced Components, Inc.

UNLESS OTHERWISE SPECIFIED:  
DEBURRS ALL SHARP EDGES.  
DIMENSIONS ARE AFTER FINISH.

All Dimensions are in mm

TOLERANCES: X. = ±  
X. = ±0.2  
XX = ±0.10  
XXX = ±  
= ±3°



ITEM NO.	DESCRIPTION	QTY.
1	CS QUAD CH (8F) ADAPTER HOUSING WITHOUT FLANGE, PBT	1
2	CS 2-FIBER INTERFACE ADAPTER HOOK, BLACK, THERMOPLASTICS	8
3	CS QUAD CHANNEL (8F) ADAPTER PANEL MOUNT PLATE, SUS	1
4	CS (2-FIBER) ADAPTER DUST CAP, WHITE, PP	8
5	1.25mm FERRULE ALIGNMENT SLEEVE, ZIRCONIA	8
6	CS (2-F) ADAPTER INTERFACE SLEEVE HOLDER, THERMOPLASTICS	4

Drawn By: ENG. DEPT.

Checked By: Kimman Wong

Material: SEE ABOVE BOM

Scale: Free



**SENKO**  
Advanced Components

Part Number: 684-2X

Description: CS QUAD CHANNEL (8-FIBER) ADAPTER ASSEMBLY, NO FLANGE

DWG# C-ENH18-090

Rev. C

Sheet 1