

SPECIFICATION

FTTX PRE-CONNECTORIZED TERMINAL BOX PTB-10B





10 Ports FTTx Pre-connectorized Terminal Box PTB-10B


Description

It consists of 2/4x optical cable inlet and 10x outlet PORTS, some Splice trays, a tissue system with optical fiber splicing tray and 8pcs bayonet type enhanced pre-connectorized **waterproof Mini SC adapters**, which can be accessed and connected from the outside of the box.

The box is used as a termination point for the feeder cable to connect with drop cable in FTTx network system. The fiber splicing, splitting, and distribution can be done in this box, and to form the optical interconnection point between these networks and the distributed network. It allow the connection to a single optical plug in the customer's home on demand. and meanwhile it provides solid protection and management for the FTTx network building.

The closed box is completely sealed and weatherproof, so it can be installed outside and inside the exterior wall, wall, roof, basement, garage, yard, wardrobe, column or building installed on the messenger.

Specification:



Model No.	PTB-10B	Color	Black
Input Cable PORTS	4x Blank Sealing plug or 1xOMC-K01 suitable for Φ 6-18 mm straight-through cable or 2xOMC-R01 suitable for Φ 5-12mm branching cable	Output Adapters	10x Mini SC waterproof adapters<0.2dB
Splice	192F fusion splice max	Suitable Splitter	1:8 or 2:8
Material	Plastic :PP+GF;Metal: SUS304	Dimension(L*W*D,)	355*215*132mm
Adapter insertion loss	Mini SCAPC<0.2dB Mini MPO<0.35dB	Suitable cables	MPO-LC 12F fanout 0.9mm
Flame retardant performance	Non-flame retardant	Protection Level	IP68 Indoor/Outdoor
Installation Method	Pole/wall-mounting, aerial cable-mounting	Impact resistance rating	IK10
Application scenario	Overground, underground, manhole/hand hole	Sealing mode	Mechanical

Input cable kits :Quickly install, fix and seal the direct-through optical cable.



OMC-K01



2xOMC-R01

Splice tray details



Mold	OMC-R021
Dimension(mm)	134*125*8
Material	PC+ABS, ABS
Splice Capacity	12F, 1 slot for 1*8 or 1x4 PLC splitter



Mold	OMC-R022
Dimension(mm)	134*125*8
Material	PC+ABS, ABS
Splice Capacity	12F, 1 slot for 1*16 PLC splitter



Mold	OMC-R023
Dimension(mm)	134*125*8
Material	PC+ABS, ABS
Splice Capacity	24F



Mold	OMC-R024
Dimension(mm)	134*125*4
Material	PC+ABS, ABS
Splice Capacity	12F

Input ports details



4x Blank Sealing Plug



2x Blank Sealing Plug



1x OMC-K01




2x OMC-F01



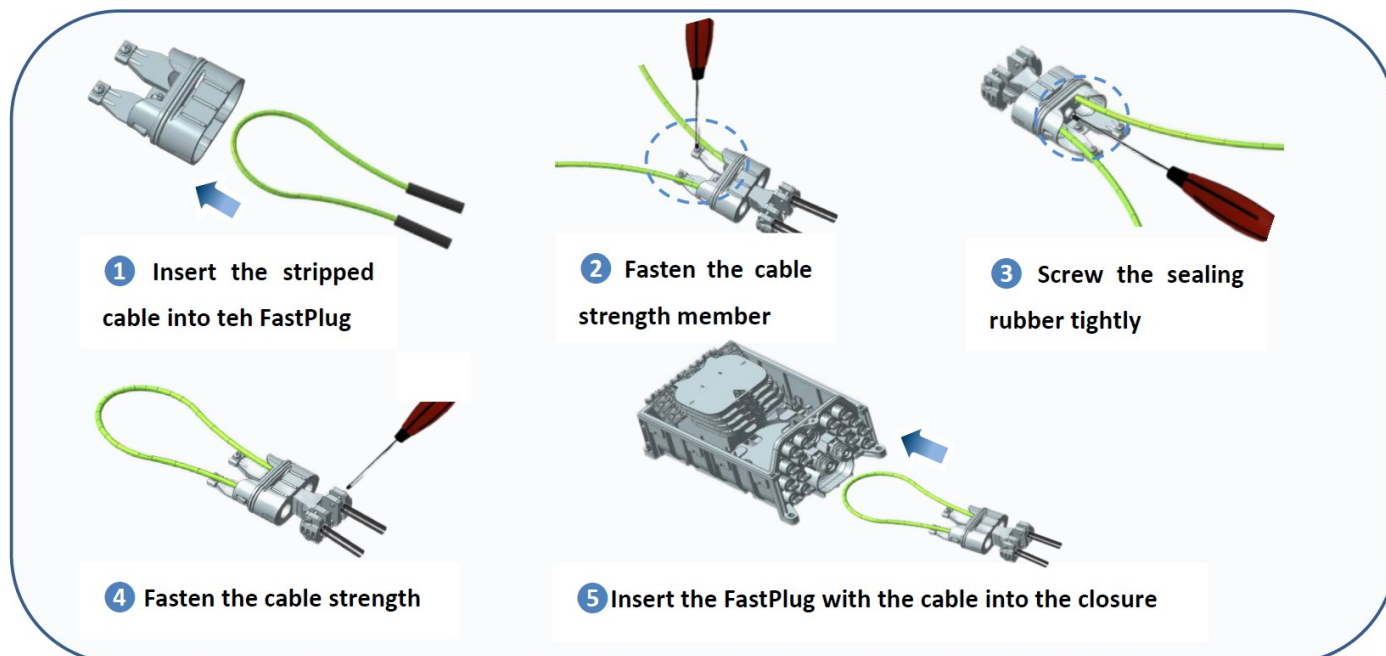
1x OMC-K01



Product Functional Zoning



Products Cabling route



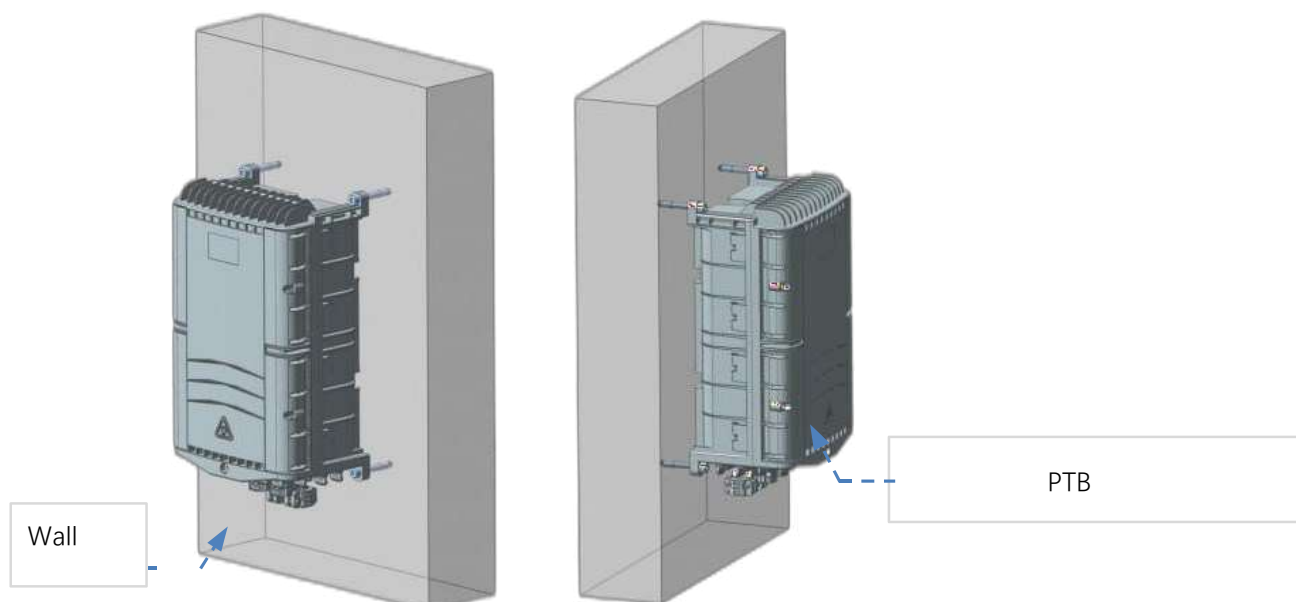
Pre-connectorized waterproof SC/APC adapters Details



INSTALLATION INSTRUCTION


1. Wall-mounted installation

Drill 4 holes into the wall, place the expansion bolt ,
place the box to match up the holes and use bolt to fasten



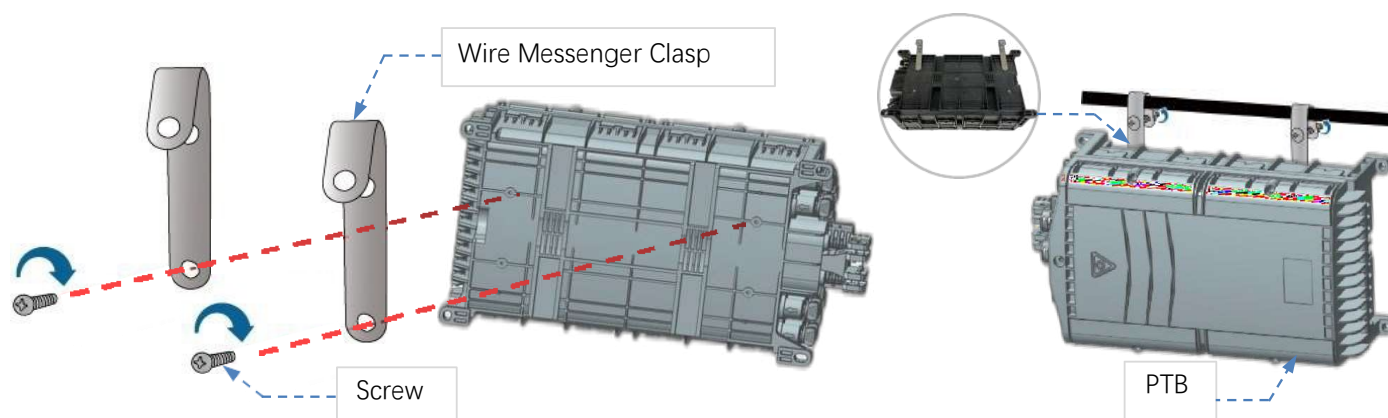
2. Pole-mounted installation

Fix 1 set of the pole ring to the telecom pole

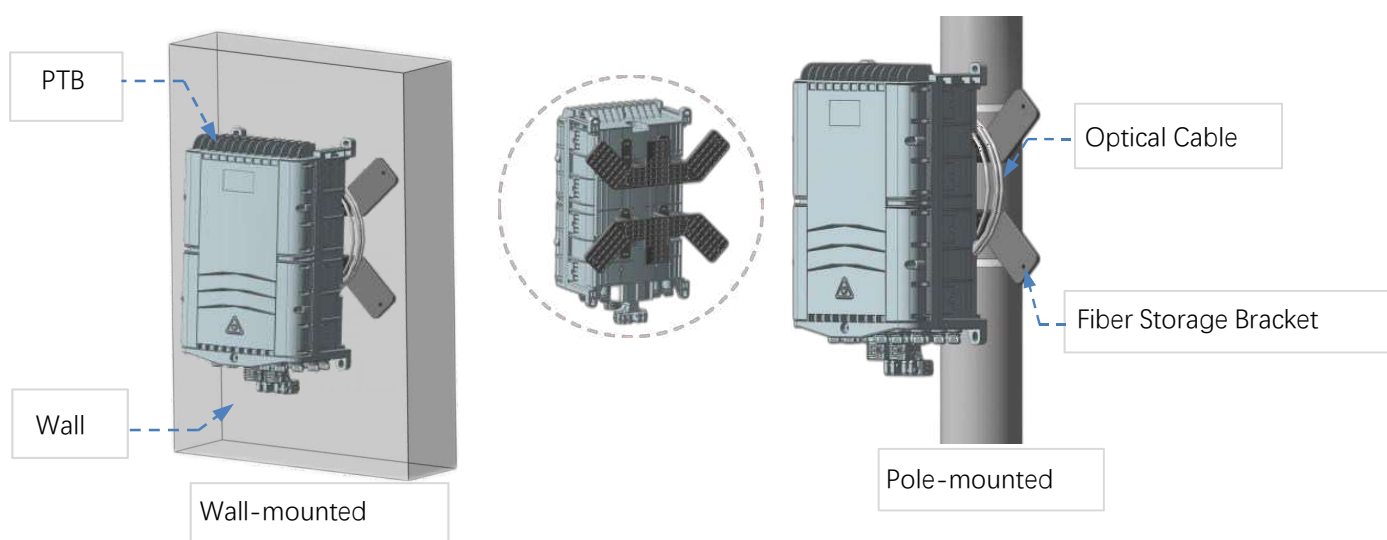


3. The overhead structure

Tie the two installed on the chassis of the overhead hung on the wire, and then bolted, prevent the case fall off.



4. Fiber storage bracket installation





10 Ports FTTX Pre-connectorized Terminal Box PTB-10B

Features

1. Plug and play, pre-connected household cable instead of fusion, no need to open the box.
2. Fast insertion can fix and seal the optical cable outside the connector box for quick installation.
3. Clamping for feeder cable and drop cable, fiber splicing, fixation, storage, distribution...etc all in one.
4. Cable, pigtails, and patch cords are running through their own paths without disturbing each other, micro type PLC splitter installation, easy maintenance.
5. Support a variety of installation methods, holding pole, hanging wall, hanging cable.
6. Suitable for a variety of installation scenarios, support above-ground, underground, Manhole.well, hand well
7. Box can be installed by the way of wall-mounted or poled-mounted, suitable for both

Specification

1、 Environmental requirement

Working temperature: $-40^{\circ}\text{C} \sim +85^{\circ}\text{C}$

Relative humidity: $\leq 85\%$ ($+30^{\circ}\text{C}$)

Atmospheric pressure: $70\text{KPa} \sim 106\text{KPa}$

2、 Thunder-proof technical datasheet

The insulation resistance between the grounding device and the metal parts of the box is no less than $2 \times 10^4 \text{ M}\Omega/500\text{V}$ (DC) ; $IR \geq 2 \times 10^4 \text{ M}\Omega/500\text{V}$, The voltage resistance between the grounding device, and the box and its metal parts is no less than 3000V (DC) /min, no puncture, no flashover; $U \geq 3000\text{V}$

Standard Accessories:

PTB-10B box x1; Accessories bag x 1

Optional Accessories:

Pole ring*2, Overhead installation hook



Package

Net weight	2.52kg
Gross Weight	2.74kg
Single box	420*220*142mm
Master box	4pcs per box
Master box size	48*44*31cm
Master box weight	11.76kg